



GOLDSEAL®

Bifolding Doors, Windows, Lanterns
and Residential Doors of distinction.
www.goldseal.org.uk

COMPOSITE DOORS



TRADITIONAL AND
CONTEMPORARY STYLE

COMPOSITE DOORS





Door Style: Craftsman | Door Colour: Clay | Decorative Glass: Dorchester Amber

CONTENTS

Much more secure home	4
Design your perfect door	7
Choose your colour	10
A traditional style	12
A contemporary style	36
Space for a sidelight	57
Choose your glass	59
Choose your hardware	64

A STUNNING AND SECURE ENTRANCE FOR YOUR HOME



If you're looking to transform your home our range of composite doors are the ideal choice. With a great range of traditional and contemporary styles, colours, furniture and glass you can design the perfect focal point for your home.

Your door will look stunning for years to come, manufactured from a tough GRP surface in either a woodgrain finish to replicate timber or a smooth/etched finish to replicate aluminium. The inner core is manufactured from high density polyurethane foam, which offers exceptional thermal efficiency and will help to reduce energy bills.

The safety and security of your loved ones and belongings is a key factor in your purchase and you can be confident that our doors are manufactured with leading hardware which will ensure your new door does just that.



Please note all hardware, glass and colour combinations used with door styles in this brochure are for illustration purposes only. Depending upon technical specification and finished size your manufactured door may not look exactly as those shown, this may also affect placement of hardware.

A MUCH MORE *Secure home*



Security of valued possessions and protecting loved ones are the main priority for many homeowners. Our composite doors have been designed to exceed even the most stringent of expectations. This is why we have incorporated a number of security features as standard.

- High performance multipoint locking system, set for smart technology. Your lock will be Kubu equipped, meaning you can easily transform your door to a smart door at any point.
- A neat and unobtrusive 2D-C hinge available in a range of colours for your door. The unique patented lateral adjustment of +/- 3mm, it has a high load carrying capacity of 40kg, preventing the door from dropping.
- Ultion Diamond Secure Cylinder Lock supplied on all doors.

Optional Upgrades for your door Automatic Locking (AV2 or AV3)

Where a lever/lever door handle is not required, this lock automatically throws out the hooks and dead bolt without the need for a key. Standard non lever/lever doors are supplied with the AV2 Slam Shut Lock. If required the AV3 Slam Shut Lock offers some additional locking points as well as an optional daytime latch offering flexible entry and exit. Both locks are available in a heritage option with a traditional rim latch height key position located at a similar height to a traditional round cylinder pull, providing higher security as the lock is operated automatically as soon as the door is closed. When leaving your home or going to bed just simply turn the key to deadlock everything into position, making your home secure.

Ultion Smart

An innovative new lock to transform your door to a smart door, which can be locked with your smartphone or watch.

Please note Kubu and SBD are not available with Automatic locking.

COMPLETE PEACE OF MIND

For enhanced security and extra peace of mind, the coveted police-led Secured by Design standard can be easily achieved across our range of composite doors with a few minor upgrades.

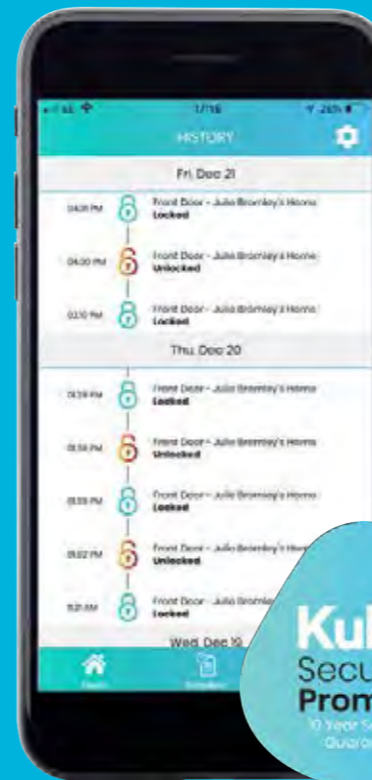
Specifying 'Secured by Design' on your order ensures your door will be manufactured by our fabricator The Glazerite UK Group Ltd to the ultimate security specification for complete peace of mind and protection of your home.

Secured by Design



Official Police Security Initiative

HOW TO ACTIVATE YOUR KUBU SMART LOCK



Your new door will be Kubu equipped, all you have to do is visit kubu-home.com to purchase your Kubu starter kit, install the app and you have a smart door.

Kubu uses smart and simple technology to monitor your lock in real time. You will be able to check the status of your door no matter where you are from the Kubu app on your phone.

The Kubu starter kit comes with one home hub, one door module, a plug and batteries. You can simply add more doors to your hub and app by purchasing additional door modules.

Setting up your new smart door couldn't be easier:

1. Download the Kubu App onto your phone.
2. Plug in your Home Hub. The Home Hub is a wifi bridge that connects to your door module and activates it.
3. Insert the door module into your door lock.

Then start enjoying the benefits.

Visit kubu-home.com for more information.

ULTION BECAUSE IT STAYS LOCKED

Millions of doors in the UK can be opened quietly in under 10 seconds with normal tools. Even the most secure multipoint hook mechanisms are disabled when the cylinder lock is snapped.

Still protects when the key is inside the lock

Something many of us are guilty of is leaving the key in the lock on the inside. Even with the most snap secure locks leaving the key in the lock can completely remove any snap protection you thought you had. But not with the Ultion!

Attack forces lockdown mode

The moment that Ultion detects forced entry it activates an attack lock directly into the central cam, this is 'Lockdown Mode'. Even if the most determined intruder gets past Ultion's two sacrificial sections they won't get to attack the lock because it is protected deep inside a solid molybdenum core and secured with a dedicated retaining pin. When Ultion is in lockdown mode your home and family are safe.

This is why we have chosen to incorporate the Ultion Diamond secure lock with all of our composite doors. When the Ultion detects attack a hidden lock automatically engages. Even in lockdown mode it stops the intruder from opening your door. Even after the failed attempt, your door can still be opened and locked from the inside.



If an intruder snaps Ultion and breaks into your home, Ultion will pay you*£1000.

£1000 GUARANTEE

*your lock must be registered

The Ultion has been rigorously tested, nothing has beaten it.

For more information on Ultion and the benefits visit: www.ultion-lock.co.uk

THERMAL PERFORMANCE

Composite doors are much more thermally efficient than either timber or PVC, and our doors are manufactured to the highest quality standards, making them more thermally efficient by design.

The warm foam core allows the door to have a significantly better 'U' value than traditional timber doors, PVC skinned timber doors and steel doors, and our entire range meets with the requirements of the current Building Regulations.

There are various upgrades to glass options which increase the thermal performance of the door. The combination should keep your home warmer and could help reduce your energy bills.



DESIGN YOUR *Perfect door*

YOUR STYLE AND COLOUR

The first decisions in designing your new front door are deciding on the style and colour.

- Choose from over 40 door designs.
- Over 40 colour options, including woodgrains and a colour match option to any RAL colour.
- Co-ordinate or contrast with a sculptured or bevelled outerframe.

YOUR GLAZING OPTIONS

The glass you choose is as important as the style and colour. We have a wide array of glass designs perfectly suited for each type of door.

Choosing the right glass options can really be a focal point for your door.

YOUR HARDWARE OPTIONS

The hardware you choose gives your door its own individual look. With a great choice available from leading suppliers, including a colour range to make your door truly unique.

Choosing the right hardware makes a statement about you and your home.

A TRADITIONAL STYLE

The range of traditional doors are designed to replicate the most popular timber doors and come with highly defined mouldings and realistic woodgrain embossing on the surface. Whether used in a Victorian home, a modern townhouse or a farmhouse cottage, these doors always add to the appearance of the entrance.

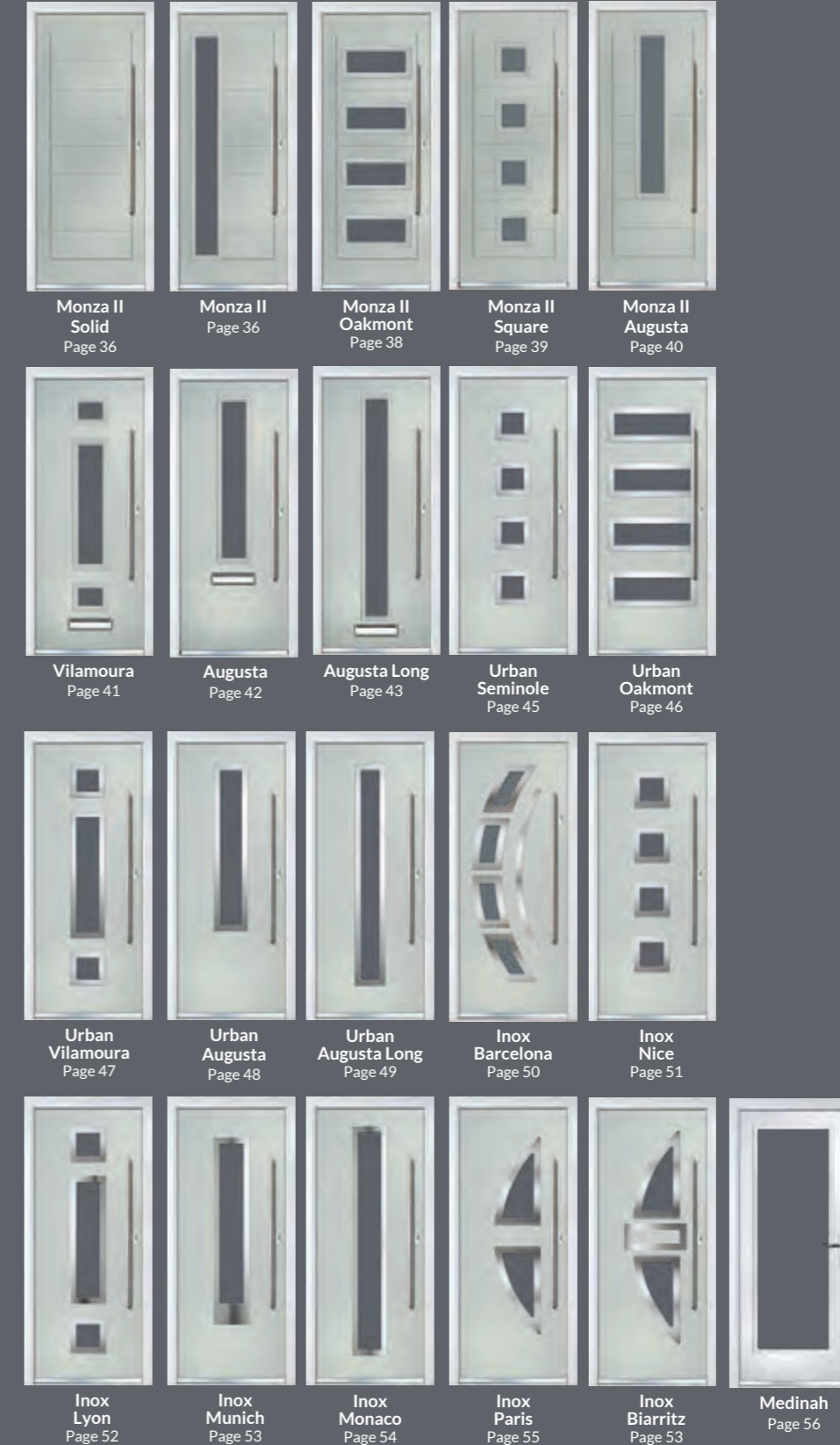
These doors are transformed by the choice of decorative glass and colours, we have a fantastic colour range and a huge range of glass options.

Your new door can make a real statement.



A CONTEMPORARY STYLE

A selection of styles using a non-moulded, woodgrain door slab or smooth/etched LINKS slab which perfectly replicates aluminium. With a wide selection of glass options our contemporary doors are glazed using the TriSYS cassette system as standard. For a more modern look, choose our Urban or Inox doors using either the Urban aluminium or the stunning Inox stainless steel cassette.



CHOOSE YOUR FRAME

You can choose from a sculptured profile for a more rounded, ornate style or bevelled for an angular, more modern finish. Then choose a frame colour that complements or contrasts with your door to complete the look.

Sculptured Profile

Bevelled Profile

DOOR HARDWARE



A great range of traditional and contemporary door hardware to complete the look of your door (see pages 64 to 67).


CHOOSE YOUR *colour*

Please note: Colours shown are for guidance only and this printed brochure should not be relied upon for exact colour matching purposes. Swatches are available on request for an exact colour match.

Standard Colours

We offer a range of 8 external colours with a white interior as standard. Doors can also be ordered coloured on both sides. Please note not all door styles are available in the full colour range.

Colour groups are based on lead times not necessarily pricing.



* Not available on Links door range


Premium Colours

Our range of 38 premium colours are created using state-of-the-art coating technologies as used in the Yacht industry. The paint has been prepared to the recommended glass level which range from a Semi-Matt, Satin or Semi-Gloss sheen dependent upon colour.



RAL Colours

Any RAL colour is available as a special order. Here are the most requested colours as an example.



Marquise

TRADITIONAL DOORS

Please note hardware, glass and colour combinations/ placements shown are for illustration purposes, final manufactured door may vary.



Door Colour: Chartwell Green | Decorative Glass: Dorchester Green

Our most popular composite door option which is now available in a choice of three glazing styles.



Marquise 2



Marquise 2-2



Marquise 2-3

Door Colour: Slate
Decorative Glass: Prairie



Door Colour: Silver Grey
Decorative Glass: Beaumont



Door Colour: Cotswold
Decorative Glass: Crystal Flowers

Shown with Marquise 2 Glazing Option



Door Colour: Diablo
Decorative Glass: Diamonds Red

Shown with Marquise 2-2 Glazing Option




Craftsman

TRADITIONAL DOORS

Please note hardware, glass and colour combinations/ placements shown are for illustration purposes, final manufactured door may vary.




Reminiscent of the door styles of the 1930's, the Craftsman is available as a solid door option as well as a glazed version.



Craftsman 0



Craftsman 1



Door Colour: White
Decorative Glass: N/A



Door Colour: Mushroom
Decorative Glass: Reflections



Door Colour: Twilight
Decorative Glass: Crystal Flowers



Door Colour: Clay
Decorative Glass: Dorchester Amber



Door Colour: Wedgewood
Decorative Glass: Havana



Door Colour: Victory Blue
Decorative Glass: Prairie



Crown

TRADITIONAL DOORS

Please note hardware, glass and colour combinations/placements shown are for illustration purposes, final manufactured door may vary.



Door Colour: Green | Decorative Glass: Classic



A traditional favourite with just a hint of modern, the Crown is also available in a number of glazing options as shown below.



Crown 1



Crown 3



Crown 5




Crown 7

Door Colour: Nimbus
Decorative Glass: Classic



Door Colour: Clotted Cream
Decorative Glass: Dorchester Green



Door Colour: French Blue
Decorative Glass: Elegance




Door Colour: Chartwell Green
Decorative Glass: Trio Diamond



Shown with Crown 1 Glazing Option

Door Colour: Mulberry
Decorative Glass: Reflections



Door Colour: Slate
Decorative Glass: Milan



Door Colour: Rosewood
Decorative Glass: Simplicity Brass




Radiant

TRADITIONAL DOORS

Please note hardware, glass and colour combinations/placements shown are for illustration purposes, final manufactured door may vary.



The traditional six-panel door can be enhanced with either two or four small glazing details.



Radiant 0



Radiant 2




Radiant 4



Door Colour: Irish Oak
Decorative Glass: Classic



Door Colour: Cotswold
Decorative Glass: Dorchester Blue



Door Colour: Bolero
Decorative Glass: Kensington



Door Colour: Putty
Decorative Glass: Trio Diamonds



Door Colour: Bahia Blue
Decorative Glass: Milan



Door Colour: Stormy Seas
Decorative Glass: Reflections



Trillion

TRADITIONAL DOORS

Please note hardware, glass and colour combinations/ placements shown are for illustration purposes, final manufactured door may vary.




The large glazed area of the Trillion can also be enhanced with the GridLite option.



Door Colour: Slate
Decorative Glass: Modena



Door Colour: Very Berry
Decorative Glass: Prairie



Door Colour: Sage
Decorative Glass: Stippolyte



Door Colour: Red
Decorative Glass: Elegance



Door Colour: Azure
Decorative Glass: GridLite Etch

Shown with Trillion Grid Glazing Option



Door Colour: Cream White
Decorative Glass: Reflections



Door Colour: Emerald
Decorative Glass: Simplicity Zinc



Princess

TRADITIONAL DOORS

Please note hardware, glass and colour combinations/ placements shown are for illustration purposes, final manufactured door may vary.



Door Colour: Olive Grove | Decorative Glass: Linear

With its large glazed area, the Princess lets light flood through. Also available with GridLite and our unique integral blind option.



Princess



Princess Grid


Door Colour: Golden Oak
Decorative Glass: Elegance



Door Colour: Green
Decorative Glass: Murano Green



Door Colour: Citrine
Decorative Glass: Symphony



Door Colour: Mushroom
Decorative Glass: Prairie




Door Colour: Clay
Decorative Glass: GridLite Etch

Shown with Princess Grid Glazing Option



Door Colour: Moonshine
Decorative Glass: Reflections



Gleneagles

TRADITIONAL DOORS

Please note hardware, glass and colour combinations/ placements shown are for illustration purposes, final manufactured door may vary.

With its American style, the Gleneagles is proving to be as popular here in the UK.



Door Colour: Slate | Decorative Glass: Horizon



Door Colour: Agate Grey
Decorative Glass: Cascata



Door Colour: Diablo
Decorative Glass: Crystal Flowers



Door Colour: Cream White
Decorative Glass: Reflections



Door Colour: Black
Decorative Glass: New Orleans



Door Colour: Nimbus
Decorative Glass: Aurora



Door Colour: Silver Grey
Decorative Glass: Modena





Solitaire

TRADITIONAL DOORS

Please note hardware, glass and colour combinations/ placements shown are for illustration purposes, final manufactured door may vary.



Unlike other 'cottage' doors in the market, the Solitaire has a unique 'offset etched' detailing.




Door Colour: Slate
Decorative Glass: Reflections




Door Colour: Moonshine
Decorative Glass: New Orleans



Door Colour: Clotted Cream
Decorative Glass: Symphony



Door Colour: Stormy Seas
Decorative Glass: Cascata



Door Colour: Irish Oak
Decorative Glass: Classic



Door Colour: Mushroom
Decorative Glass: Elegance



Solitaire

TRADITIONAL DOORS


Please note hardware, glass and colour combinations/ placements shown are for illustration purposes, final manufactured door may vary.




Door Colour: Chartwell Green | Decorative Glass: Greenwich




Unlike other 'cottage' doors in the market, the Solitaire has a unique 'offset etched' detailing.



Solitaire DT3



Solitaire DT3



Solitaire 6

Door Style: Solitaire 6
Door Colour: Golden Oak
Decorative Glass: Bullseye



Door Style: Solitaire DT3
Door Colour: Sage
Decorative Glass: Dorchester



Door Style: Solitaire DT3
Door Colour: Clotted Cream
Decorative Glass: Greenwich



Door Style: Solitaire 6
Door Colour: Slate
Decorative Glass: Bullseye



Door Style: Solitaire DT3
Door Colour: Wedgewood
Decorative Glass: New Orleans



Door Style: Solitaire 6
Door Colour: Clay
Decorative Glass: Murano Black



Solitaire


TRADITIONAL DOORS

Please note hardware, glass and colour combinations/ placements shown are for illustration purposes, final manufactured door may vary.



Door Colour: Cotswold | Decorative Glass: Murano Blue

The stunning Farmhouse Cottage style door with a square glass design for a truly traditional look



Door Style: Solitaire 3
Door Colour: Rosewood
Decorative Glass: Simplicity Brass



Door Style: Solitaire 3
Door Colour: Anthracite Grey
Decorative Glass: Reflections



Door Style: Solitaire 7
Door Colour: Clay
Decorative Glass: Elegance



Door Style: Solitaire 5
Door Colour: Wedgewood
Decorative Glass: Prairie



Solitaire

TRADITIONAL DOORS

A range of traditional style Farmhouse Cottage doors with larger glass designs

Door Style: Solitaire 1
Door Colour: Agate Grey
Decorative Glass: Diamonds



Door Style: Solitaire 1
Door Colour: Golden Oak
Decorative Glass: Colour Traditional





Door Style: Solitaire 1
Door Colour: Silver Grey
Decorative Glass: Etched Square



Door Style: Solitaire 1
Door Colour: Clotted Cream
Decorative Glass: Colour Rose



Door Colour: Victory Blue | Decorative Glass: Diamond Cut



Solitaire


TRADITIONAL DOORS

Please note hardware, glass and colour combinations/ placements shown are for illustration purposes, final manufactured door may vary.




Door Colour: Clay | Decorative Glass: Tahoe Black


A very popular door on a farmhouse slab design with an abundance of glazing options and positions.




Solitaire T3




Solitaire 4



Solitaire 9



Solitaire 10



Door Style: Solitaire T3
Door Colour: Golden Oak
Decorative Glass: Classic




Door Style: Solitaire 4
Door Colour: Citrine
Decorative Glass: Murano Black



Door Style: Solitaire 4
Door Colour: Chartwell Green
Decorative Glass: Reflections



Door Style: Solitaire 9
Door Colour: Florida
Decorative Glass: Tahoe Black



Door Style: Solitaire 10
Door Colour: Clotted Cream
Decorative Glass: Dorchester Amber



Door Style: Solitaire 4
Door Colour: Stormy Seas
Decorative Glass: Milan



Solitaire


TRADITIONAL DOORS

Please note hardware, glass and colour combinations/ placements shown are for illustration purposes, final manufactured door may vary.

On a traditional farmhouse slab, the facing curves of the glazing detail bring a modern statement to the Solitaire 2 door.



Door Colour: Black | Decorative Glass: Murano Black



Door Colour: Anthracite Grey
Decorative Glass: New Orleans

Door Colour: Very Berry
Decorative Glass: Satin

Door Colour: Silver Grey
Decorative Glass: Cotswold

Door Colour: White
Decorative Glass: Clear

Merion

TRADITIONAL DOORS

The Merion is available with a complementary glass range designed specifically for this grained traditional door style.

Door Style: Solitaire 2
Door Colour: Agate Grey
Decorative Glass: Simplicity Zinc



Door Style: Solitaire 2
Door Colour: Nimbus
Decorative Glass: Trio Diamond



Door Style: Solitaire 2
Door Colour: Blue
Decorative Glass: Dorchester



Door Style: Solitaire 2
Door Colour: Shadow
Decorative Glass: Murano



Door Colour: Chartwell Green | Decorative Glass: Kensington



Monza II Augusta Long

MONZA II CONTEMPORARY DOORS

Please note hardware, glass and colour combinations/placements shown are for illustration purposes, final manufactured door may vary.



Door Colour: Slate | Decorative Glass: Matrix

Monza II Augusta long is available with full length glass panel or as a solid door.



Monza II



Monza II Solid

MONZA II CONTEMPORARY DOORS


With its contemporary linear etched detailing, the Monza II is a stunning door available with contemporary glazing detail or as a solid door.

Exclusive patina colour range available only on Monza II range


The Monza II gives you more choice with these stained handcrafted finishes, each base colour has a carefully selected complementary Patina stain designed specifically to enhance the Monza's contemporary slab detailing.



Colour: Alaskan Birch Woodgrain




Colour: Anthracite Woodgrain



Colour: Forest Grey Woodgrain



Colour: Mocha Woodgrain



Colour: Slate Woodgrain





Colour: Stone Grey Woodgrain

Door Colour: Victory Blue
Decorative Glass: Masterline
Style shown: Centre option

Door Colour: Mulberry
Decorative Glass: Reflections
Style shown: Right option

Door Colour: Clay
Decorative Glass: Greenwich
Style shown: Left option

Door Colour: Mushroom
Decorative Glass: N/A
Style shown: Solid option



Monza II Oakmont

MONZA II CONTEMPORARY DOORS

Images are for illustration only and not all hardware options will work in all situations. Glazing options are fixed, as a result some hardware may not fit depending on slab size.

With its contemporary linear etched detailing, this is a stunning door available with contemporary glazing detail or as a solid door.



Door Colour: Golden Oak | Decorative Glass: Montreal



Door Colour: Clotted Cream
Decorative Glass: Kensington

Door Colour: Agate Grey
Decorative Glass: N/A

Door Colour: Twilight
Decorative Glass: Satin

Door Colour: Nimbus
Decorative Glass: New Orleans



Monza II Square

MONZA II CONTEMPORARY DOORS

With its contemporary linear etched detailing, this is a stunning door available with contemporary glazing detail or as a solid door.

Door Colour: Moonshine
Decorative Glass: Kensington



Door Colour: Silver Grey
Decorative Glass: Tahoe Black

Door Colour: Nimbus
Decorative Glass: Tahoe Blue

Door Colour: Black
Decorative Glass: Montreal



Door Colour: Mushroom | Decorative Glass: Millenium



Monza II Augusta



Please note hardware, glass and colour combinations/ placements shown are for illustration purposes, final manufactured door may vary.

MONZA II CONTEMPORARY DOORS



Door Colour: Silver Grey | Decorative Glass: Chelsea

With its contemporary linear etched detailing, this is a stunning door available with contemporary glazing detail or as a solid door.



Door Colour: Anthracite Grey
Decorative Glass: New Orleans



Door Colour: Agate Grey
Decorative Glass: Reflections



Door Colour: Stormy Seas
Decorative Glass: Tahoe Green



Door Colour: Twilight
Decorative Glass: Symphony



Vilamoura

GRAINED CONTEMPORARY DOORS

The inline slim glazing details on the Vilamoura door is inspired by the European door look.

Door Colour: Alaskan Birch
Decorative Glass: Horizon



Door Colour: Wedgewood
Decorative Glass: Satin



Door Colour: Military Grey
Decorative Glass: Aurora



Door Colour: Irish Oak
Decorative Glass: Kensington



Door Colour: Shadow | Decorative Glass: Milan



Augusta


GRAINED CONTEMPORARY DOORS

Please note hardware, glass and colour combinations/ placements shown are for illustration purposes, final manufactured door may vary.

With its simple, slim glazed panel and parallel pull handle, the Augusta has a clean modern style.



Door Colour: Clotted Cream | Decorative Glass: Aurora



Door Colour: Slate
Decorative Glass: Richmond

Door Colour: Black
Decorative Glass: Linear


Door Colour: Clay
Decorative Glass: Reflections

Door Colour: Olive Grove
Decorative Glass: Trio Diamond

Augusta Long

GRAINED CONTEMPORARY DOORS

A full length decorative glass alternative to the standard Augusta.



Door Colour: Bolero
Decorative Glass: Matrix


Door Colour: Sage
Decorative Glass: Reflections

Door Colour: Citrine
Decorative Glass: Simplicity

Door Colour: Victory Blue
Decorative Glass: Horizon




Door Colour: French Blue | Decorative Glass: Deco



URBAN LINKS CONTEMPORARY DOORS

The Urban range of contemporary doors is setting new standards in modern, upmarket entrances, allowing for a unique, clean and authentic style. All styles use the unique links 'smooth' door slab which are glazed using a brand new contemporary chamfered cassette system in a choice of either aluminium or colour matched finishes (shown below).


Choose from two cassette options for Urban Links styles



Urban Aluminium Glazing Cassette



Urban Colour-Matched Glazing Cassette



Urban Seminole

LINKS CONTEMPORARY DOORS

A popular choice with its bold contemporary colours and sleek pull handles, makes the perfect statement for a contemporary home.



INOX LINKS CONTEMPORARY DOORS

This range combines the high-performance of the Links 'smooth' slab with finely grained 316 grade stainless steel glazing Cassettes. Not only do they add a distinctive European Flair, they also give a truly contemporary look and are guaranteed to keep their high shine and stunning looks for years to come. See pages 50-55 for styles available.

Urban Oakmont


LINKS CONTEMPORARY DOORS

Images are for illustration only and not all hardware options will work in all situations. Glazing options are fixed, as a result some hardware may not fit depending on slab size.

The Urban Oakmont door offers a unique, modern style with four decorative horizontal lites that allow light to stream in without compromising your privacy.



Door Colour: Anthracite Grey | Decorative Glass: Aurora



Door Colour: Victory Blue
Decorative Glass: Satin



Door Colour: Agate Grey
Decorative Glass: Kensington



Door Colour: Twilight
Decorative Glass: Stippolyte



Door Colour: Anthracite Grey
Decorative Glass: Greenwich



Urban Vilamoura

LINKS CONTEMPORARY DOORS

The inline slim glazing details on the Vilamoura door is inspired by the European door look.

Door Colour: Nimbus
Decorative Glass: Cotswold



Door Colour: Military Grey
Decorative Glass: Kensington





Door Colour: Black
Decorative Glass: Satin



Door Colour: Anthracite Grey
Decorative Glass: Kensington



Door Colour: Shadow | Decorative Glass: Murano Black



Urban Augusta


LINKS CONTEMPORARY DOORS

Please note hardware, glass and colour combinations/ placements shown are for illustration purposes. final manufactured door may vary.

With its simple, slim glazed panel and parallel pull handle, the Augusta has a clean modern style.



Door Colour: Victory Blue | Decorative Glass: Chelsea



Door Colour: Stormy Seas
Decorative Glass: Linear



Door Colour: Mushroom
Decorative Glass: Greenwich



Door Colour: Anthracite Grey
Decorative Glass: Aurora



Door Colour: Slate
Decorative Glass: Satin



Urban Augusta Long

LINKS CONTEMPORARY DOORS

A full length decorative glass alternative to the standard Augusta.

Door Colour: Agate Grey
Decorative Glass: Satin




Door Colour: Very Berry
Decorative Glass: Matrix




Door Colour: Wedgewood
Decorative Glass: Kensington



Door Colour: Shadow
Decorative Glass: Symphony



Door Colour: Mulberry | Decorative Glass: Etch Squares




Inox Barcelona



LINKS INOX CONTEMPORARY DOORS

Please note hardware, glass and colour combinations/ placements shown are for illustration purposes, final manufactured door may vary.

The Barcelona design 'oozes' class and sophistication also available in Barcelona with Curve option.



Door Style: Barcelona with Curve | Door Colour: Slate | Decorative Glass: Quartz



Door Colour: Clay
Decorative Glass: Tahoe Black

Door Colour: Anthracite Grey
Decorative Glass: Roma

Door Colour: Silver Grey
Decorative Glass: Kensington

Door Colour: Sage Green
Decorative Glass: Greenwich

Inox Nice

LINKS INOX CONTEMPORARY DOORS

The Inox Nice door offers a Mediterranean style with four decorative lites that allow the light to stream in without compromising on your privacy.

Door Colour: Black
Decorative Glass: Clear

Barcelona with curve

Door Colour: Mulberry
Decorative Glass: Quartz

Door Colour: Stormy Seas
Decorative Glass: Yukon

Door Colour: Anthracite Grey
Decorative Glass: Satin



Door Colour: Blue | Decorative Glass: Richmond





Inox Lyon

LINKS INOX CONTEMPORARY DOORS

Please note hardware, glass and colour combinations/ placements shown are for illustration purposes, final manufactured door may vary.


Inox Lyon provides a stunning mix of two smaller lites delicately 'bookending' a larger central lite to optimise light penetration whilst maintaining style.



Inox Munich

LINKS INOX CONTEMPORARY DOORS

With its large single centre lite drawing the eye, the Inox Munich achieves a bold yet graceful design.



Inox Monaco


LINKS INOX CONTEMPORARY DOORS

Please note hardware, glass and colour combinations/ placements shown are for illustration purposes, final manufactured door may vary.

With its large single centre lite drawing the eye, the Inox Munich achieves a bold yet graceful design.



Door Colour: Anthracite | Decorative Glass: Murano Black



Inox Paris/Biarritz

LINKS INOX CONTEMPORARY DOORS

The Inox Paris door delivers flair and grace, and with the Biarritz option, you can make a real statement.

Door Colour: Victory Blue
Decorative Glass: Matrix

Door Colour: Mulberry
Decorative Glass: Murano (Black only)

Door Colour: Blue
Decorative Glass: Satin

Door Colour: Military Grey
Decorative Glass: Clear



Door Colour: Clay | Decorative Glass: Fuego Grey



Medinah

GRAINED SINGLE/DOUBLE DOORS

Please note hardware, glass and colour combinations/ placements shown are for illustration purposes, final manufactured door may vary.

The elegant Medinah door style allows any view to be showcased using the full lite cassette system.



Door Colour: White
Decorative Glass: Clear



Door Colour: Cream White
Decorative Glass: Satin



Door Colour: Slate
Decorative Glass: Satin



SPACE FOR A *sidelight*

For homes with larger openings, we offer a range of sidelight options for your door. This option is available with full, matching decorative glass or complementary patterned glass.

Composite Sidelights



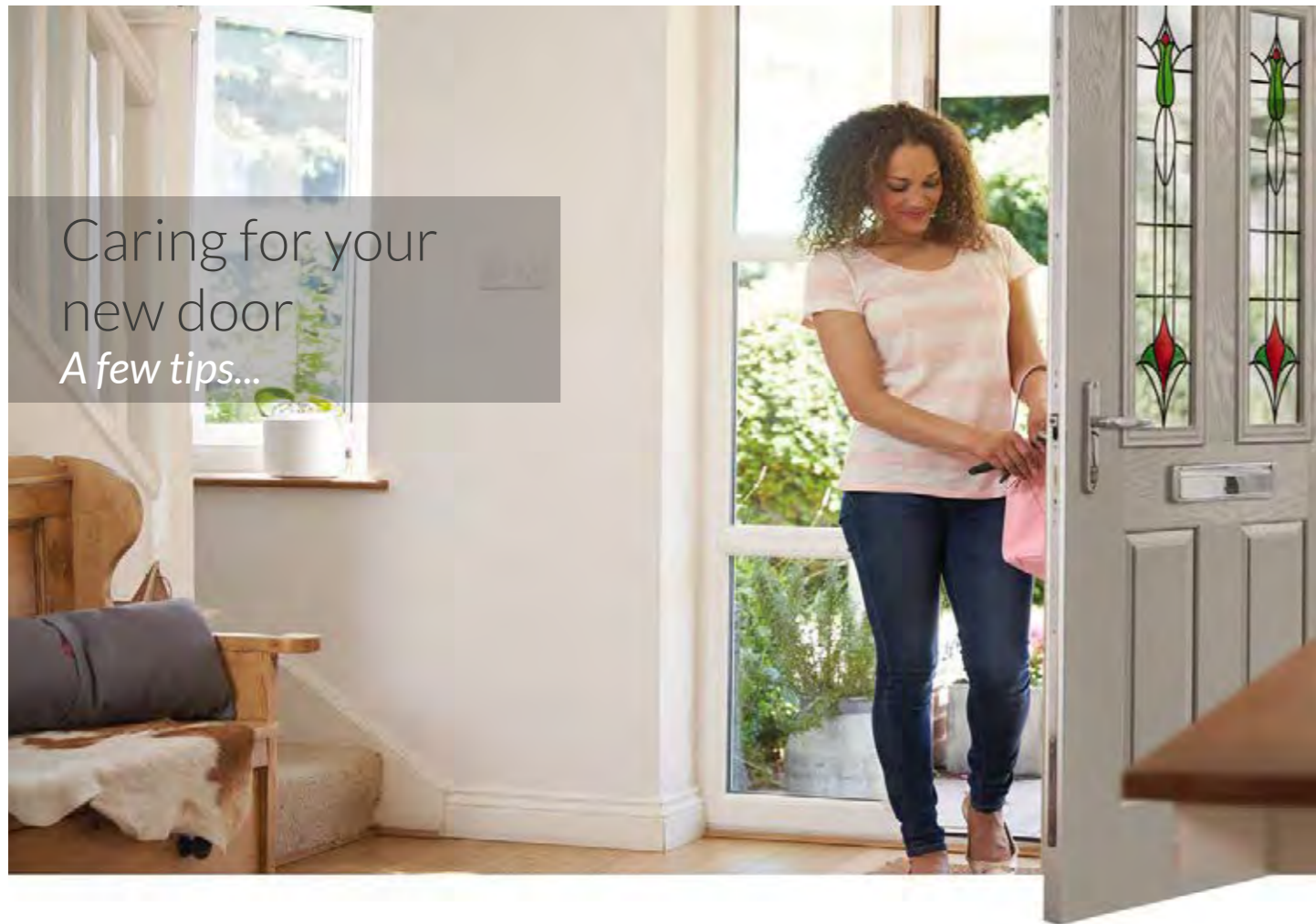
Marquise 2 Marquise 2-3 Marquise 2-2 Marquise 2-2 Monza Radiant 4 Radiant 2 Solid

Full Glazed Sidelights



Door Style: Marquise
Door Colour: Agate Grey
Decorative Glass: Beaumont

Door Style: Gleneagles
Door Colour: Anthracite Grey
Decorative Glass: New Orleans



Caring for your new door
A few tips...


Your new door will keep you and your loved ones safe and secure for years to come, however with all products and especially those that are exposed to the elements we recommend that you carry out a care and maintenance routine.

- Door frames should be washed with warm soapy water, however stubborn stains can be removed using specialist uPVC cleaners and by following the manufacturers' guidelines.
- The door leaf should only be cleaned using warm water or non-aggressive composite door wipes. No solvent-based product or abrasives should be used as these will damage the surface of the skin.
- External glass should be cleaned with warm soapy water and cleaned with a proprietary glass cleaner.
- Hardware can be cleaned with a mild detergent and wiped clean.
- No harsh chemicals or abrasives should be used.
- The door should be maintained for your guarantee to apply.



CHOOSE YOUR *glass*

Your choice in glass for your new door can really make a statement and help to transform your home. Our decorative glass options are manufactured to the highest possible standard and come as Energy Plus incorporating 'Low E' glass and Argon gas to give a centre panel 'U' value of 1.1 and to ensure that our doors meet a Door Energy Rating level of B as a minimum.



Aurora




Beaumont



Bullseye



Cascata



Chelsea



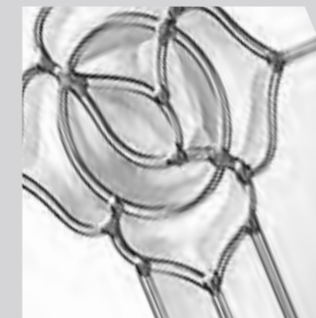
Classic




Colour Rose



Colour Traditional




Crystal Flowers



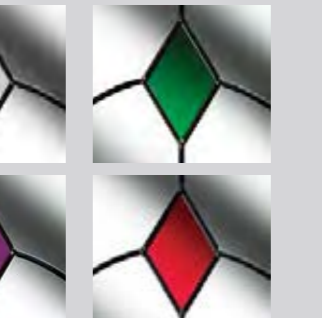

Deco



Diamond Cut



Diamonds, Available in Blue, Frost, Green, Grey, Purple, Red





Dorchester, Available in Amber, Blue, Green



Eiger



Elegance



Element



Etch Squares



Flair



Finesse



French, Available in Clear, Black, Blue, Green, Red



Greenwich




Gridlite Etch




Havana




Horizon




Kensington



Linear




Masterline




Matrix




Milan



Millenium




Modena




Montreal




Murano, available in Black, Blue, Green, Purple, Red




New Orleans




Prairie




Quartz



Reflections




Richmond



Roma




Simplicity



Symphony



Tacoma



Tahoe, Available in Black, Blue, Green, Purple, Red



Trio Diamonds



Yukon



Zinc Star

Please note glass styles shown vary for some of our contemporary door styles including Kensington, Linear, Matrix, Murano and Roma.

Decorative Glass Availability

Traditional Doors	Marquise	Craftsman	Crown 1	Crown 3	Radiant 4	Radiant 2	Trillion	Trillion Grid	Princess	Princess Grid	Gleneagles	Solitaire 1-2	Solitaire 6	Solitaire DT3	Solitaire 1	Solitaire 3, 7	Solitaire 5	Solitaire 4, T3, 10	Solitaire 9	Solitaire 2	Merion
Aurora					■						■	■			■				■		
Beaumont	■	■							■		■					■	■				
Bullseye													■	■	■						
Cascata			■	■	■	■					■	■						■		■	
Chelsea											■										
Classic	■		■	■	■	■	■					■				■		■	■	■	
Colour Traditional	■	■			■	■	■				■	■			■	■		■			
Colour Rose	■	■			■	■	■				■	■			■	■		■			
Crystal Flowers	■	■	■	■	■	■			■		■	■			■	■	■				
Diamonds	■		■	■	■	■	■		■		■	■	■	■	■	■	■	■	■	■	
Diamond Cut	■		■	■	■	■	■		■		■	■			■	■		■	■	■	
Dorchester	■	■	■	■	■	■					■	■	■	■	■	■		■	■	■	
Elegance	■		■	■	■	■	■		■		■				■	■	■	■	■	■	
Element											■										
Etch Squares													■	■	■						
Finesse	■		■	■	■	■						■			■	■		■	■	■	
Flair	■		■	■	■	■						■				■	■	■	■	■	
French	■		■	■	■	■	■		■		■	■			■	■	■	■		■	
Greenwich	■				■	■			■		■	■			■	■	■	■	■	■	
GridLite Etch								■		■											
Havana		■							■		■										
Horizon											■										
Kensington	■		■	■	■	■	■		■		■	■	■	■	■	■	■	■	■	■	■
Linear	■								■												
Matrix	■		■	■	■	■					■				■	■	■	■	■	■	
Mediterranean	■				■	■			■			■			■		■				
Milan	■		■	■	■	■					■										
Millennium	■															■					
Modena	■				■	■	■				■				■	■	■	■	■	■	
Montreal							■		■		■				■		■				
Murano	■	■	■	■	■	■	■		■		■	■	■	■	■	■	■	■	■	■	■
New Orleans	■	■			■	■			■		■	■			■	■	■	■	■	■	■
Prairie	■	■	■	■	■	■	■		■		■	■			■	■	■	■	■	■	■
Reflections	■	■	■	■	■	■	■		■		■	■			■	■	■	■	■	■	■
Richmond	■								■		■				■	■	■	■	■	■	
Roma	■						■				■				■	■	■	■	■	■	
Simplicity	■	■	■	■	■	■	■		■		■	■	■	■	■	■	■	■	■	■	■
Symphony	■		■	■	■	■			■		■				■	■	■	■	■	■	■
Tahoe	■				■										■		■	■	■		
Trio Diamond	■		■	■	■	■			■		■				■	■	■	■	■	■	
Zinc Star	■		■	■	■	■	■				■				■		■	■	■	■	

Contemporary Doors	Monza II	Monza II Oakmont	Monza II Square	Monza II Augusta	Vilamoura	Augusta	Augusta Long
Aurora	■		■	■		■	■
Beaumont	■			■		■	■
Chelsea				■		■	■
Classic					■		■
Deco	■						
Diamonds		■	■	■	■	■	■
Diamond Cut				■	■	■	
Eiger				■		■	
Elegance					■		
Element	■			■		■	■
Etch Squares			■	■		■	■
Finesse			■		■		
French				■	■	■	
Greenwich	■		■		■		■
Havana	■			■		■	■
Horizon	■			■		■	■
Kensington	■	■	■	■	■	■	■
Laguna	■			■		■	■
Linear	■						■
Lucero		■					
Masterline	■						■
Matrix	■			■	■	■	■
Mediterranean					■		
Millennium	■						
Modena					■		
Montreal	■	■					■
Murano	■	■	■	■	■	■	■
New Orleans	■		■		■		■
Prairie	■				■		
Reflections	■			■	■	■	■
Richmond	■		■				■
Serenity				■		■	
Simplicity				■		■	
Symphony	■			■	■	■	
Tahoe	■	■			■		■
Trio Diamond	■				■		■


Urban Contemporary Doors	Urban Seminole	Urban Oakmont	Urban Vilamoura	Urban Augusta	Urban Augusta Long
Aurora	■	■		■	■
Cascata	■				
Chelsea				■	
Etch Squares					■
Greenwich	■		■		■
Horizon				■	■
Kensington	■	■	■	■	■
Linear					■
Matrix				■	
Murano	Black only		Black only		
Richmond	■				■
Tahoe	Black only				

Inox Contemporary Doors	Inox Barcelona	Inox Nice	Inox Lyon	Inox Munich	Inox Monaco	Inox Paris/Biarritz
Eiger				■		
Greenwich		■	■			
Kensington		■	■			
Matrix*				■	■	
Modena*				■		
Murano					Black only	
Quartz	■					
Richmond		■	■			
Roma		■	■			
Tacoma			■			■
Tahoe		■				
Yukon	■					


Please note: Glass options available are more limited on Urban and Inox styles. Glass designs for Kensington, Linear, Matrix, Murano and Roma vary slightly from those shown in this brochure for the Urban and Inox styles.

Clear or obscure glass options

The majority of our door styles are also available in a standard range of 4 carefully selected Low-E toughened patterned glass options or Low-E toughened clear glass.



Minster



Stippolyte



Cotswold



Satin

CHOOSE YOUR *hardware*

Whether you've chosen a traditional or contemporary door, you'll find the hardware that gives you the perfect finishing touch. You have 9 great colour options to choose from, supplied complete with a full 10 year mechanical guarantee and surface finish warranty.



Lever Handles



Pad Handles



Letterplates



Urn Knockers Available with or without Spyhole



Slimline Urn Knockers Available in all colours with or without Spyhole



Horsetail Knockers Available in all colours



Contemporary Knockers



Numerals

Available in all colours



Contemporary Pull Handles

Inline and offset pull handles available in a range of sizes from 400mm to 1800mm.

Fitted centrally to the door height on both sides of the door. To suit AV2/AV3 and AV2/AV3 heritage.

Escutcheon Range



Make your door Sweet

The Sweet range has curve appeal with edgeless longlasting beauty as standard, whilst offering outstanding resilience and longevity.

Complete with a 20 year anti corrosion guarantee* your new door will look great for years to come.

*Product must be registered with manufacturer



Lever Handle

Pad Handle

Numerals & Letters

Escutcheon

Knocker

Knocker with spyhole

Letterplate

What's your colour?

With a full suite of hardware in a great range of colours you can design a front door that will be the envy of your neighbours. Choose from black, chrome, gold, stainless steel and rose gold (handles are also available in white).



Also works with AV2/AV3 locks.

Get Ultion Smart!

Upgrade your lock to Ultion Smart to control your door lock with your smartphone, your watch, by voice command or with a key.

Unlock on approach

You can set Ultion Smart to unlock as soon as you enter the unlock zone without even touching your phone.

Lock behind you

Never wonder if you locked the door again. You can set how long Ultion Smart stays unlocked for before securing the door again.

Send guest keys by phone

You can send a digital key or numerical code for use of the optional wireless key pad. These can be used as a timed or permanent access straight to a guests phone by text or email.

Voice control

Operate via Alexa and Siri.

£1000 Security Guarantee

Ultion and Ultion Smart locks give the highest protection from the most common method of forced entry - lock snapping.

Registered locks are covered by the £1000 Security guarantee.

Activate your Ultion 5 year guarantee for free at www.ultion.co.uk



Wireless keypad

The wireless keypad option connects to Ultion Smart using bluetooth. You get all the convenience of a keypad without fitting a control panel to your front door.

Find out more at www.ultion-lock.co.uk/ultion-smart

A GRAND ENTRANCE FOR YOU AND YOUR HOME



Minimal maintenance.

No painting or warping, just a simple wipe down.

Much more secure.

Fitted with Ultion cylinder and achieving SBD (Secured by Design) standard.

Give your home a unique entrance.

Choose from a range of styles, colours and hardware.

Smart door option.

With Kubu and Ultion Smart you can keep track of your door status wherever you are.



All details are correct at the time of going to print. The Glazerite UK Group Ltd reserve the right to amend without prior notice. Do not copy or use without permission of The Glazerite UK Group Ltd.

Copyright 2020. The Glazerite UK Group Ltd. Version: GISP/07/20